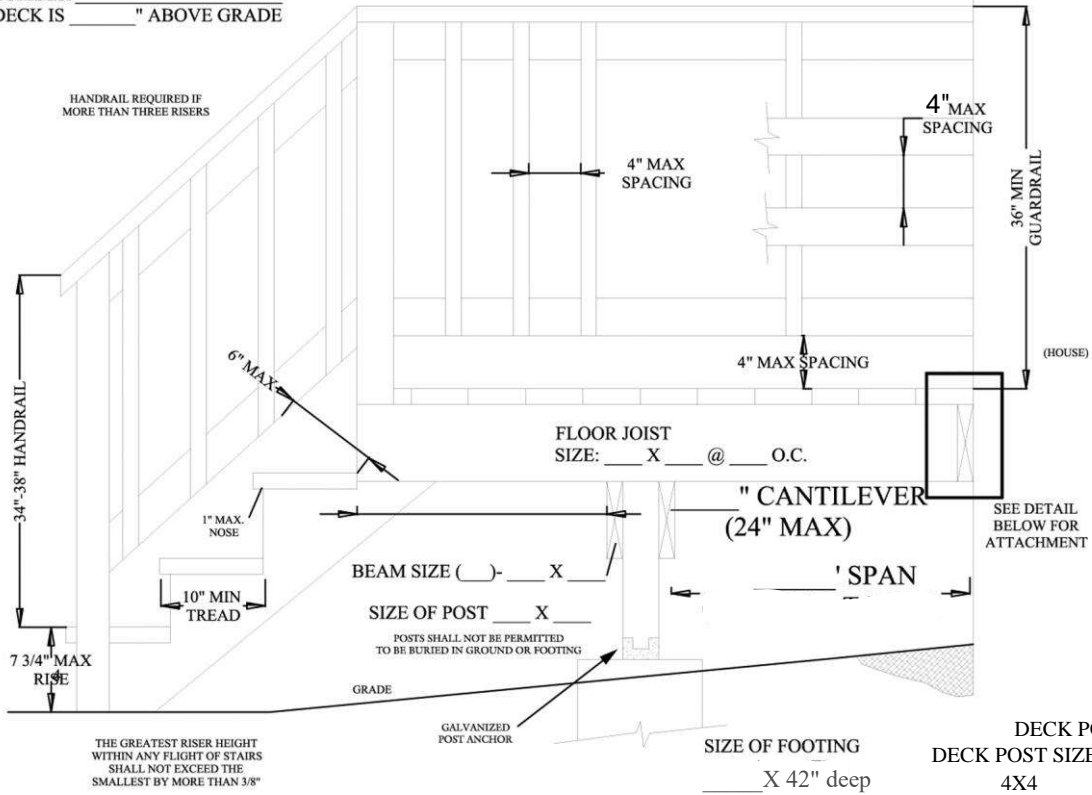


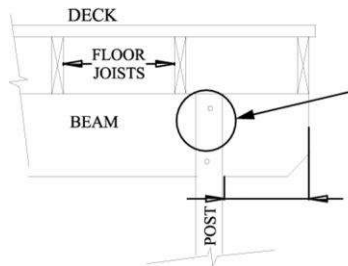
DECK DETAIL

- NOTES: *IF DECK IS NOT MORE THAN 30" ABOVE GRADE, GUARDRAILS ARE NOT REQUIRED
 *INDICATE SPECIES AND GRADE OF LUMBER
 *DECK IS _____" ABOVE GRADE



THE GREATEST RISER HEIGHT WITHIN ANY FLIGHT OF STAIRS SHALL NOT EXCEED THE SMALLEST BY MORE THAN 3/8"

DECK POST SIZE	DECK POST HEIGHT	MAXIMUM HEIGHT
4X4		6-9'
4X6		8'
6X6		14'
8X8		14'



MIN. POST TO BEAM CONNECTION:
 (2) - 1/2" THROUGH BOLTS

" CANTILEVER
 (12" MAX)

ATTACHING DECK LEDGER TO BAND JOIST OVER STRUCTURAL SHEATHING

FASTENER SPACING RECOMMENDATIONS FOR RESIDENTIAL DECK LEDGERS WHEN USING PRESSURE TREATED SYP SAWN LUMBER

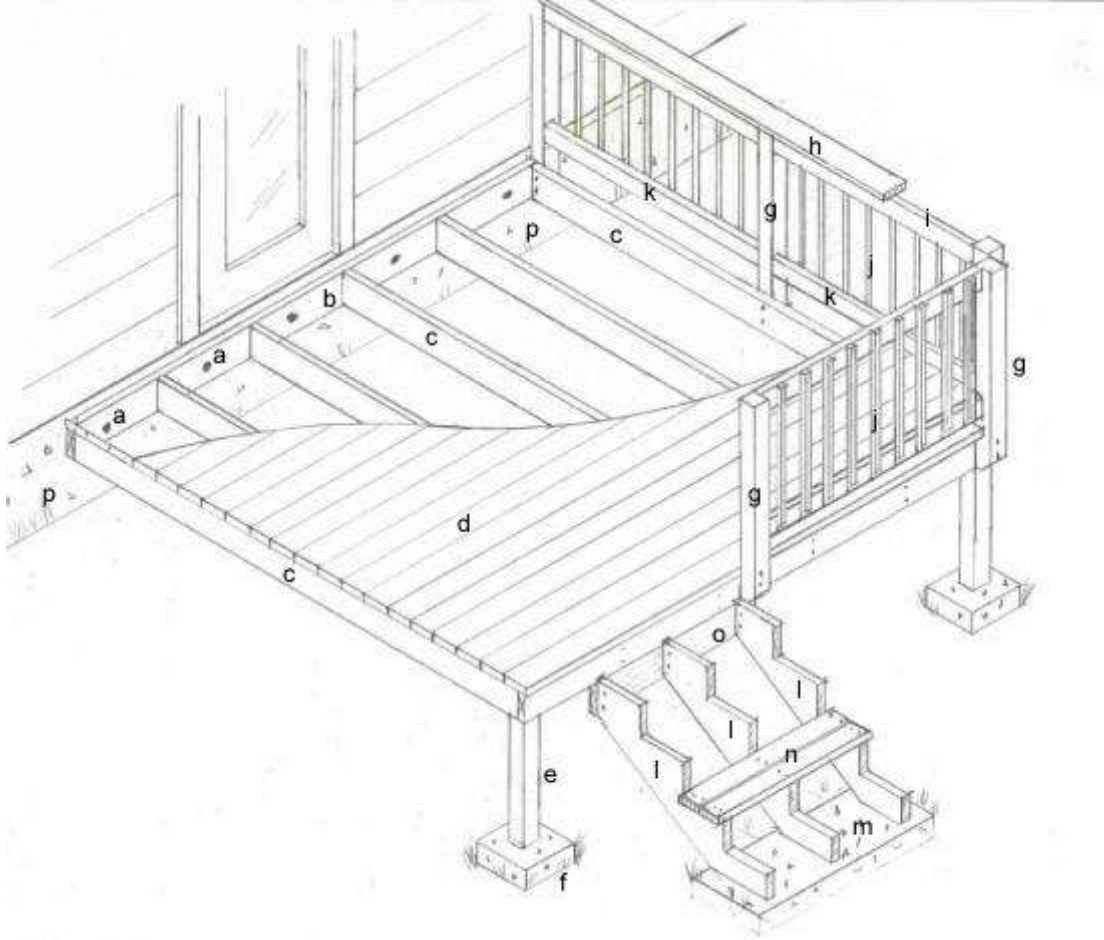
JOIST SPAN (ft)	UP TO 7'	7'-1" TO 14'	14'-1" TO 18'
1/2" DIA. LAG SCREW	1 ROW @ 16" O.C.	2 ROWS @ 16" O.C.	2 ROWS @ 12" O.C.

1. THE TIP OF THE LAG SCREW SHALL FULLY EXTEND BEYOND THE INSIDE FACE OF THE RIM BOARD.
2. LEDGERS SHALL BE FLASHED TO PREVENT WATER FROM CONTACTING THE HOUSE RIM JOIST.
3. LAG SCREWS AND BOLTS NEED TO BE STAGGERED ALONG THE LENGTH OF THE LEDGER.
4. THE WIDTH OF THE LEDGER SHALL NOT BE LESS THAN THE WIDTH OF THE JOISTS.
5. LAG SCREWS AND BOLTS SHALL BE PLACED AT LEAST 2" IN FROM THE BOTTOM AND TOP OF THE LEDGER AND AT LEAST 2" IN FROM THE ENDS.
6. IF ENGINEERED BAND JOIST IS USED THEN ENGINEERING WILL BE REQUIRED. EXCEPTION: IF 1-1/2" SAWN LUMBER IS PLACED ON BASEMENT SIDE OF BAND JOIST.

REQUIRED INSPECTIONS: 1. Footing prior to pouring concrete. 2. Framing prior to installing decking material. 3. Final inspection.

(OVER)

Deck Framing Detail



Fill in necessary deck construction details

Item:	Size:	Spacing:
a. Ledger Anchor	_____	_____
b. Ledger Board	_____	_____
c. Joist	_____	_____
d. Decking	_____	_____
e. Structural Post	_____	_____
f. Concrete Footing	_____	_____
g. Rail Post	_____	_____
h. Handrail Cap	_____	_____
i. Upper Rail Support	_____	_____
j. Railing Spindles	_____	_____
k. Lower Rail Support	_____	_____
l. Stair Stringers	_____	_____
m. Concrete Stair Pad	_____	_____
n. Stair Treads	_____	_____
o. Stair Stringer Support	_____	_____

SITE PLAN REQUIREMENTS:

1. Property address & legal description.
2. All property dimensions.
3. Location of all permanent structures.
4. Location of deck: Distance to property lines.
5. Show pier locations.
6. Indicate whether a spa or hot tub will be placed on the deck.
7. Deck can not be supported off of house cantilever.