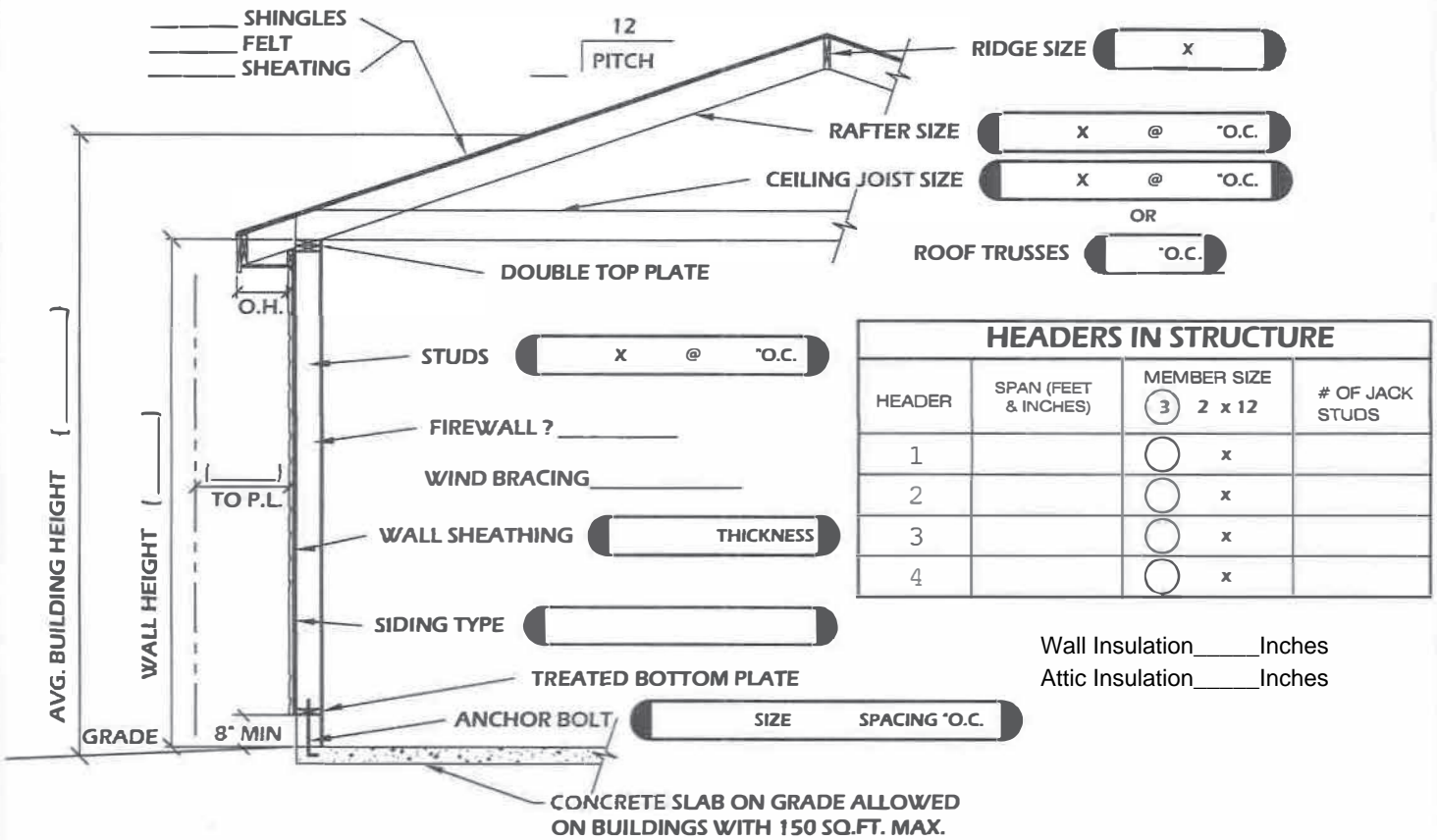


CITY OF SYRACUSE

ACCESSORY BUILDING WORKSHEET

GARAGE OR STORAGE SHED

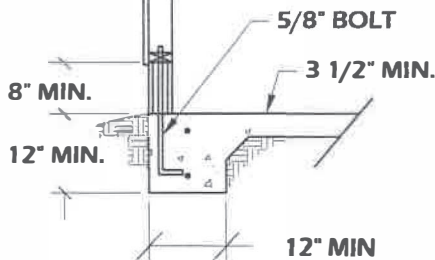


FOUNDATION TYPES

MONOLITHIC SLAB UP TO 600 S.F.

NOTES:

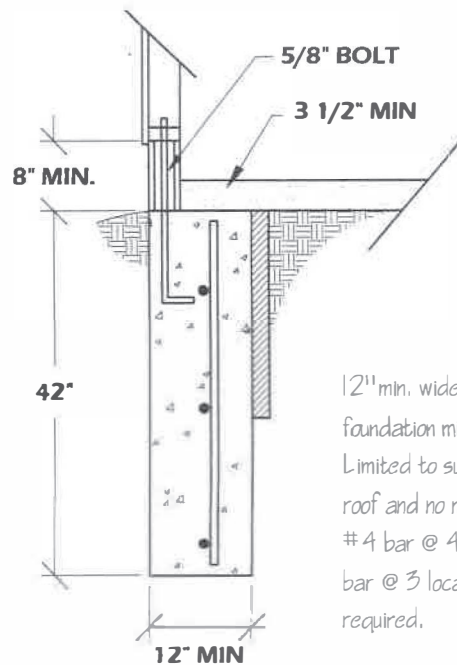
Floating foundation approved for detached structures no more than 600 s.f. Min 12" deep in the ground, and 12" wide at the base. Extend min. 8" above grade. Anchor bolts required as per chart..



ADDITIONAL REQUIREMENTS:

1. Detached structures less than 150 s.f. do not require foundations.
2. Floating foundations may use max. one course of concrete block as a curb.

FROST FREE OVER 600 S.F.



NOTES:

12" min. wide, 42" min. deep. Extend foundation min. 8" above grade. Limited to supporting one floor, one roof and no masonry veneer. Vertical #4 bar @ 48" o.c., horizontal #4 bar @ 3 locations. Anchor bolts required.